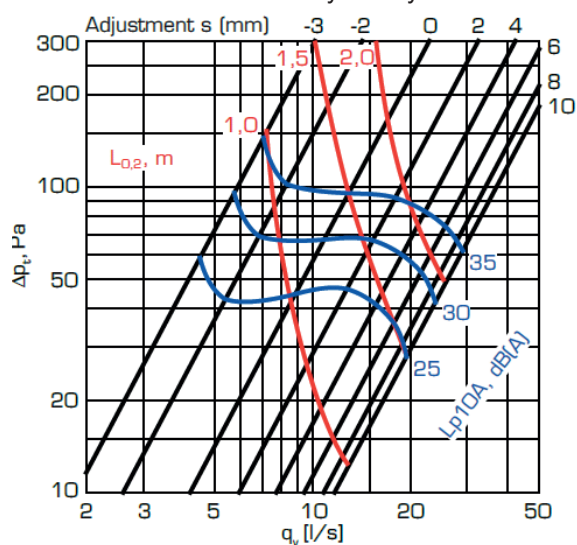


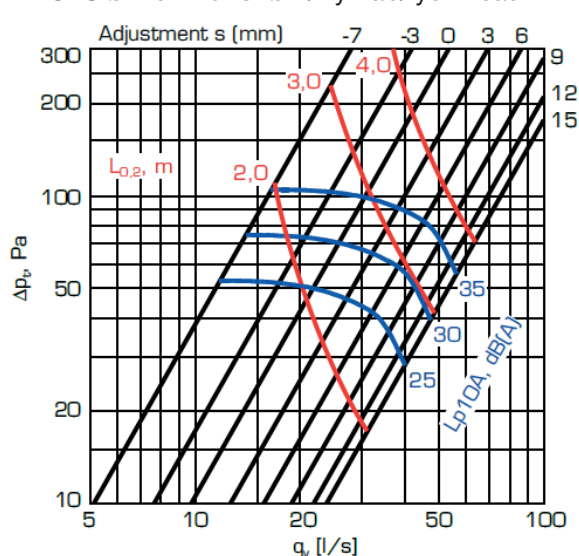
CLU Udsugningsventil TW8*



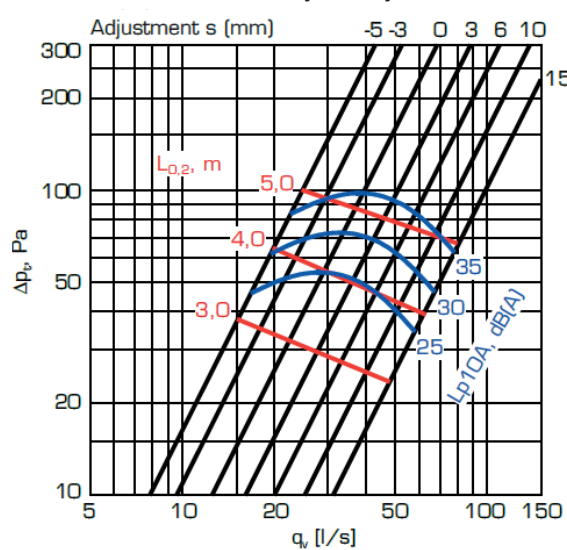
CLU $\varnothing 100$ - Luftstrøm/tryktab/lydniveau



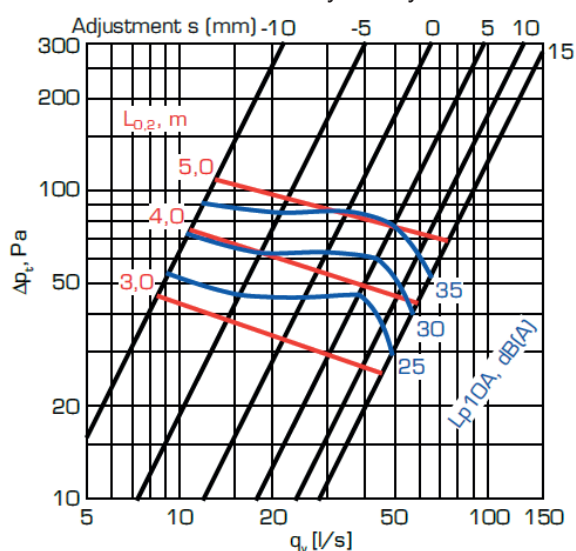
CLU $\varnothing 125$ - Luftstrøm/tryktab/lydniveau



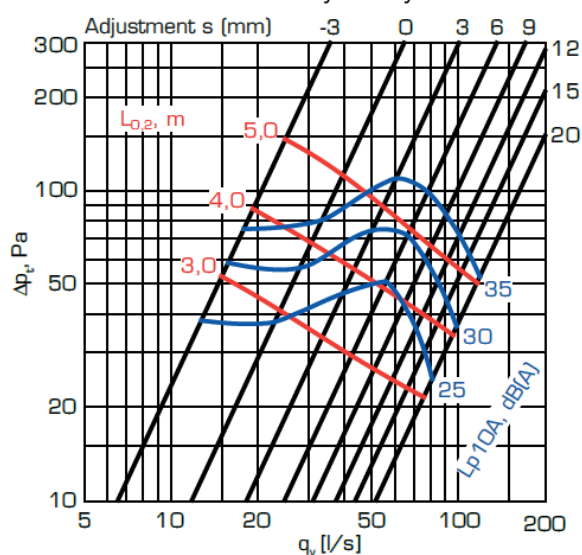
CLU $\varnothing 150$ - Luftstrøm/tryktab/lydniveau



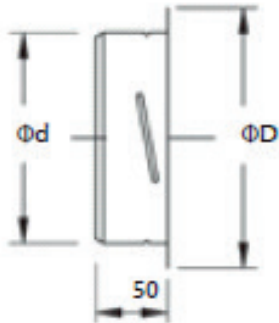
CLU $\varnothing 160$ - Luftstrøm/tryktab/lydniveau



CLU $\varnothing 200$ - Luftstrøm/tryktab/lydniveau



Ramme til CLU udsugningsventil



Ø	ØD(mm)	Ød(mm)
100	125	99
125	150	124
150	175	149
160	185	159
200	225	199

Lydeffektniveau CLU udsugningsventil

Ø	Lydeffektniveau (db) i frekvens(Hz):						
	125	250	500	1K	2K	4K	8K
100	7	3	2	-2	-7	-14	-30
125	3	6	4	-3	-11	-21	-37
150	7	5	3	-2	-10	-20	-34
160	6	7	3	-3	-11	-27	-34
200	7	6	3	-2	-10	-25	-34